

Signify Classified - Internal
Cooper Lighting Solutions Photometric Lab
1121 Highway 74 South
Peachtree City, GA 30269



Scaled data based on original data using
LM-79-08 Approved Method: Electrical and Photometric Measurements of Solid-
State Lighting Products

Test Report Prepared for
Cooper Lighting Solutions
(formerly Eaton)

Brand: McGRAW-EDISON

Report Number: P543123

Luminaire Tested: **TT-D6-750-U-DL-UPL**

Issue Date: 5/10/2022

Test Information

Test Method: LM-79-08
Report Number: P543123
REPORT IS FROM IESNA LM-79-08 TEST DATA - UPLIGHT (G2-2002-677-3) AND
Test Lab: INNOVATION CENTER
Issue Date: 5/10/2022
Manufacturer: COOPER LIGHTING SOLUTIONS (FORMERLY EATON)
Product Line: MCGRAW-EDISON
Catalog Number: TT-D6-750-U-DL-UPL
Description: TOPTIER LED PARKING GARAGE LUMINAIRE WITH UPLIGHT
5000K, 70 CRI LEDS AND DRIVE LANE DISTRIBUTION
Light Source: -
Ballast/Driver: ELECTRONIC DRIVER

Summary

Lumens per Lamp: N/A
Luminaire Lumens: 11554.3 lumens
Efficiency: N/A
Efficacy: 109.6 lumens/watt
Luminous Opening: Vertical Cylinder (Dia: 1.12' x H: 0.1')
IES Classification: Type IV - Short
BUG Rating: B2 - U4 - G3

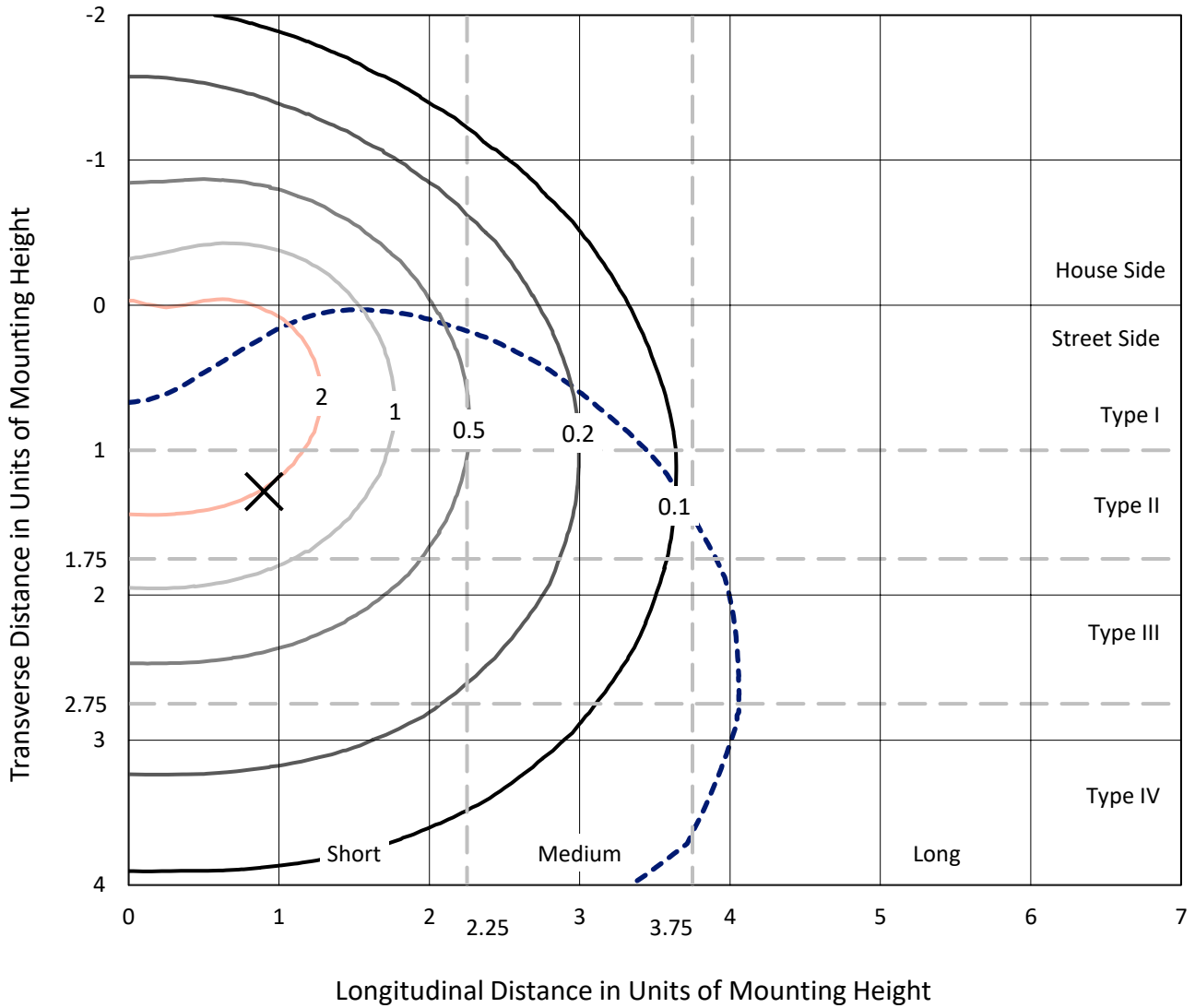
Input Watts (W): 105.4
Input Voltage (V): NR
Input Current (Ain): NR
Voltage Rise (V): NR
Power Factor: NR
Total Harmonic Distortion (THDi): NR
Frequency (hertz): 60
Stabilization Time: NR
Operation Time: NR
Ambient Temperature (°C): NR
Test Distance: 28.75 FT



REPORT NUMBER: P543123
 CATALOG NUMBER: TT-D6-750-U-DL-UPL

Iso-Footcandle Lines of Horizontal Illumination

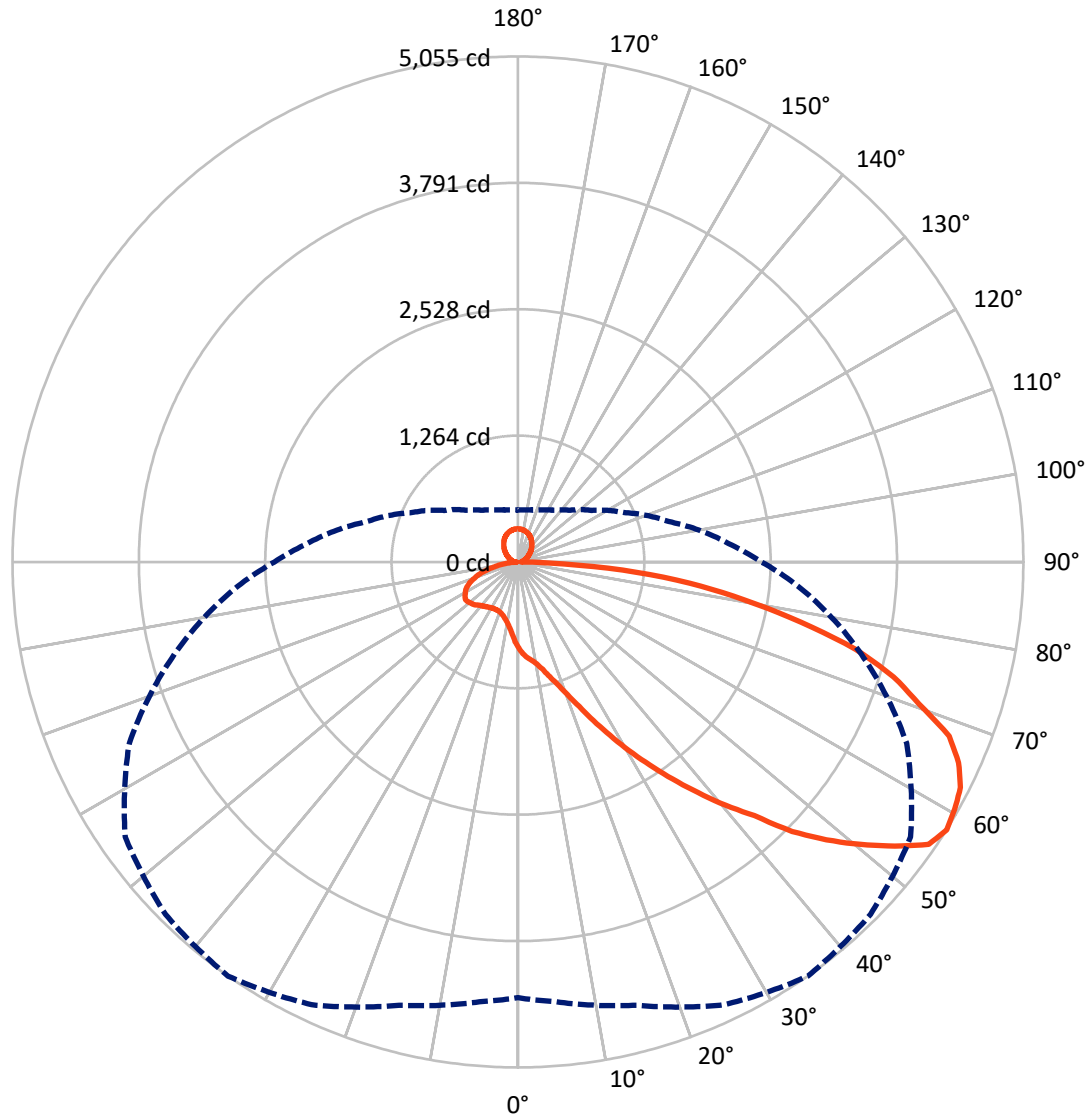
✕ Max cd
 - - - 1/2 Max cd



Based on 20 foot mounting height. Maximum calculated value = 3.7 fc
 Type IV - Short - N/A

REPORT NUMBER: P543123
CATALOG NUMBER: TT-D6-750-U-DL-UPL

Luminous Intensity Polar Plot



— Vertical Plane Through 35-Deg Lateral - - - Horizontal Cone Through 57.5-Deg Vertical

REPORT NUMBER: P543123

CATALOG NUMBER: TT-D6-750-U-DL-UPL

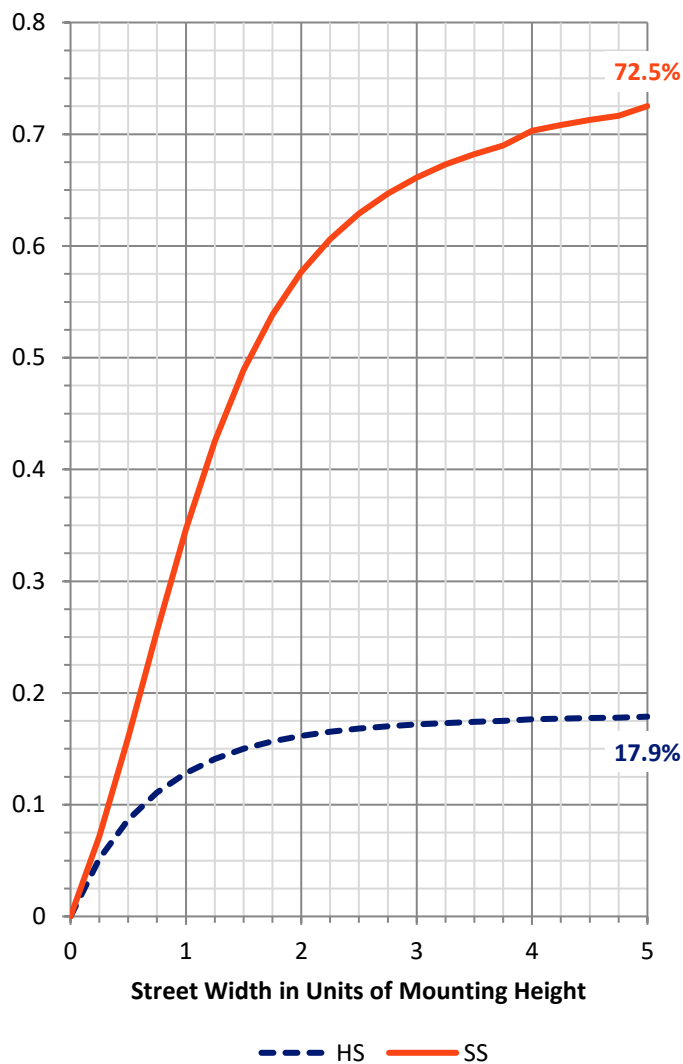
FLUX DISTRIBUTION:

| | | Downward | Upward | Total |
|--------------------|-----------|----------|--------|---------|
| House Side | Lumens | 2087.7 | 450.0 | 2537.7 |
| | % Fixture | 18.1 | 3.9 | 22.0 |
| Street Side | Lumens | 8566.6 | 450.0 | 9016.6 |
| | % Fixture | 74.1 | 3.9 | 78.0 |
| Total | Lumens | 10654.3 | 900.0 | 11554.3 |
| | % Fixture | 92.2 | 7.8 | 100.0 |

ZONAL LUMENS:

| Zone | Lumens | % Fixture |
|-----------|---------|-----------|
| 0°-10° | 79.7 | 0.7 |
| 10°-20° | 251.3 | 2.2 |
| 20°-30° | 531.3 | 4.6 |
| 30°-40° | 995.5 | 8.6 |
| 40°-50° | 1656.9 | 14.3 |
| 50°-60° | 2338.5 | 20.2 |
| 60°-70° | 2460.3 | 21.3 |
| 70°-80° | 1802.4 | 15.6 |
| 80°-90° | 538.4 | 4.7 |
| 90°-100° | 46.1 | 0.4 |
| 100°-110° | 71.4 | 0.6 |
| 110°-120° | 99.4 | 0.9 |
| 120°-130° | 128.8 | 1.1 |
| 130°-140° | 150.0 | 1.3 |
| 140°-150° | 152.1 | 1.3 |
| 150°-160° | 131.9 | 1.1 |
| 160°-170° | 89.0 | 0.8 |
| 170°-180° | 31.3 | 0.3 |
| 0°-90° | 10654.3 | 92.2 |
| 0°-180° | 11554.3 | 100.0 |

Coefficient of Utilization

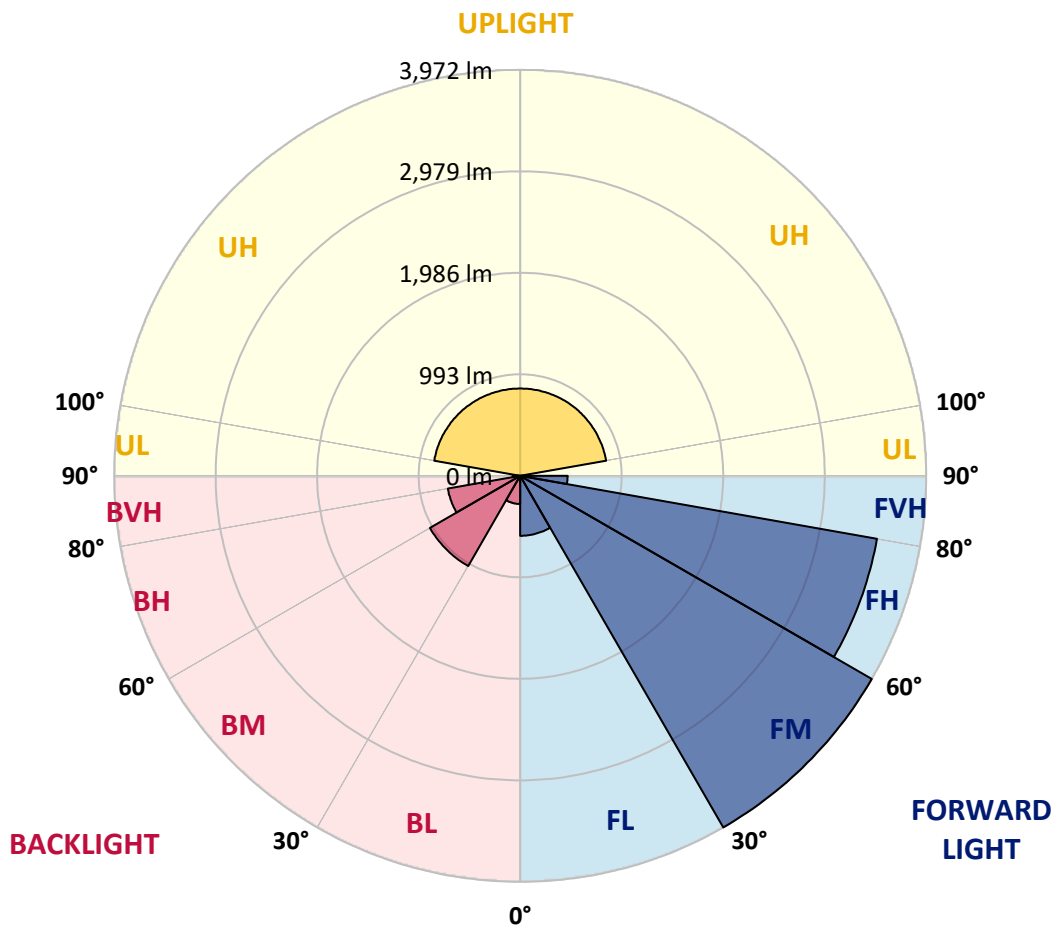


REPORT NUMBER: P543123
 CATALOG NUMBER: TT-D6-750-U-DL-UPL

LUMINAIRE CLASSIFICATION SYSTEM LUMEN TABLE AND BUG RATING:

| Zone | Lumens | % Fixture | Zone Rating/Lumen Limit | | |
|----------------|--------|-----------|-------------------------|---------|---------|
| | | | B | U | G |
| FL (0°-30°) | 586.8 | 5.1 | | | |
| FM (30°-60°) | 3971.8 | 34.4 | | | |
| FH (60°-80°) | 3543.9 | 30.7 | | | G2/5000 |
| FVH (80°-90°) | 464.2 | 4.0 | | | G3/500 |
| BL (0°-30°) | 275.6 | 2.4 | B1/500 | | |
| BM (30°-60°) | 1019.1 | 8.8 | B2/2500 | | |
| BH (60°-80°) | 718.8 | 6.2 | B2/1000 | | G2/1000 |
| BVH (80°-90°) | 74.2 | 0.6 | | | G1/100 |
| UL (90°-100°) | 46.1 | 0.4 | | U2/50 | |
| UH (100°-180°) | 853.9 | 7.4 | | U4/1000 | |

BUG Rating: B2-U4-G3
 Type IV Short





REPORT NUMBER: P543123

CATALOG NUMBER: TT-D6-750-U-DL-UPL

CANDELA DISTRIBUTION (FULL):

| | 0° | 5° | 15° | 25° | 35° | 45° | 55° | 65° | 75° | 85° | 90° |
|--------|--------|--------|--------|--------|--------|--------|--------|--------|--------|--------|--------|
| 0° | 859.5 | 859.5 | 859.5 | 859.5 | 859.5 | 859.5 | 859.5 | 859.5 | 859.5 | 859.5 | 859.5 |
| 2.5° | 935.8 | 931.2 | 927.2 | 920.7 | 916.1 | 914.8 | 906.2 | 895.7 | 881.2 | 868.7 | 862.1 |
| 5° | 985.1 | 984.5 | 982.5 | 974.6 | 960.1 | 939.7 | 920.7 | 899.0 | 875.3 | 851.6 | 840.4 |
| 7.5° | 1031.8 | 1027.2 | 1024.6 | 1013.4 | 992.3 | 970.0 | 941.1 | 908.8 | 874.6 | 841.1 | 824.0 |
| 10° | 1090.3 | 1083.8 | 1079.2 | 1057.5 | 1035.8 | 1004.2 | 966.0 | 924.6 | 883.8 | 841.8 | 821.4 |
| 12.5° | 1165.3 | 1160.0 | 1141.0 | 1130.5 | 1102.8 | 1066.7 | 1018.7 | 968.7 | 916.1 | 862.1 | 835.8 |
| 15° | 1245.5 | 1246.8 | 1239.6 | 1212.7 | 1190.3 | 1146.9 | 1095.6 | 1033.1 | 962.1 | 897.0 | 864.1 |
| 17.5° | 1352.7 | 1350.8 | 1336.9 | 1319.2 | 1285.0 | 1240.9 | 1177.8 | 1111.4 | 1028.5 | 943.0 | 905.5 |
| 20° | 1479.0 | 1472.4 | 1459.9 | 1435.6 | 1415.2 | 1363.2 | 1291.6 | 1208.7 | 1110.1 | 1008.8 | 958.2 |
| 22.5° | 1639.4 | 1625.0 | 1617.1 | 1595.4 | 1570.4 | 1521.7 | 1445.5 | 1335.6 | 1219.9 | 1094.3 | 1029.2 |
| 25° | 1796.6 | 1804.5 | 1800.6 | 1788.1 | 1756.5 | 1696.7 | 1615.8 | 1494.8 | 1336.3 | 1189.6 | 1116.0 |
| 27.5° | 1993.9 | 1997.2 | 1998.5 | 1993.2 | 1962.3 | 1907.8 | 1825.6 | 1665.8 | 1488.9 | 1306.7 | 1209.4 |
| 30° | 2199.1 | 2191.8 | 2201.1 | 2203.7 | 2188.6 | 2125.4 | 2024.8 | 1849.9 | 1638.1 | 1420.5 | 1311.3 |
| 32.5° | 2402.9 | 2410.8 | 2429.9 | 2418.1 | 2420.7 | 2349.0 | 2239.2 | 2033.4 | 1797.3 | 1540.8 | 1425.7 |
| 35° | 2622.6 | 2633.1 | 2646.3 | 2668.6 | 2667.3 | 2610.1 | 2451.6 | 2245.1 | 1969.6 | 1679.6 | 1530.3 |
| 37.5° | 2847.5 | 2844.9 | 2864.6 | 2915.9 | 2925.8 | 2871.2 | 2705.5 | 2467.4 | 2150.4 | 1819.6 | 1653.3 |
| 40° | 3060.6 | 3084.9 | 3123.0 | 3157.9 | 3200.0 | 3122.4 | 2961.3 | 2691.6 | 2347.0 | 1965.0 | 1769.0 |
| 42.5° | 3309.1 | 3319.0 | 3375.6 | 3453.8 | 3465.0 | 3405.2 | 3229.6 | 2950.1 | 2542.4 | 2103.1 | 1895.3 |
| 45° | 3572.9 | 3586.0 | 3639.3 | 3752.4 | 3843.8 | 3805.0 | 3566.9 | 3234.8 | 2784.4 | 2291.2 | 2034.7 |
| 47.5° | 3800.4 | 3839.2 | 3924.7 | 4055.5 | 4152.9 | 4132.5 | 3904.3 | 3514.3 | 3015.8 | 2449.0 | 2169.5 |
| 50° | 4002.9 | 4049.6 | 4166.0 | 4354.8 | 4441.6 | 4414.6 | 4192.3 | 3790.5 | 3184.9 | 2585.8 | 2267.5 |
| 52.5° | 4208.1 | 4273.2 | 4379.8 | 4586.2 | 4721.7 | 4732.2 | 4484.3 | 4001.6 | 3380.8 | 2729.1 | 2374.7 |
| 55° | 4319.3 | 4366.6 | 4544.8 | 4795.4 | 4986.7 | 4992.0 | 4711.9 | 4199.6 | 3516.3 | 2792.3 | 2425.3 |
| 57.5° | 4358.1 | 4415.3 | 4588.9 | 4885.5 | 5055.1 | 4984.8 | 4794.1 | 4289.0 | 3554.4 | 2815.3 | 2435.8 |
| 60° | 4304.1 | 4361.3 | 4559.3 | 4875.6 | 5019.0 | 5053.2 | 4757.9 | 4288.3 | 3535.4 | 2785.7 | 2403.6 |
| 62.5° | 4227.2 | 4300.2 | 4492.2 | 4800.6 | 4966.4 | 4985.4 | 4711.2 | 4239.7 | 3507.1 | 2735.0 | 2356.3 |
| 65° | 4031.9 | 4075.9 | 4356.7 | 4586.9 | 4842.7 | 4819.7 | 4604.0 | 4070.0 | 3407.1 | 2604.2 | 2240.5 |
| 67.5° | 3837.2 | 3883.3 | 4089.7 | 4405.4 | 4653.3 | 4628.3 | 4415.9 | 3905.6 | 3215.1 | 2482.5 | 2119.5 |
| 70° | 3509.1 | 3538.7 | 3823.4 | 4068.7 | 4254.1 | 4346.2 | 4072.0 | 3631.4 | 3013.9 | 2278.7 | 1935.4 |
| 72.5° | 3161.8 | 3208.5 | 3412.4 | 3720.2 | 3929.9 | 3900.3 | 3762.9 | 3294.0 | 2685.7 | 2041.9 | 1744.7 |
| 75° | 2717.9 | 2762.7 | 2988.2 | 3285.5 | 3489.3 | 3465.7 | 3309.1 | 2892.9 | 2387.2 | 1767.0 | 1510.6 |
| 77.5° | 2298.4 | 2284.6 | 2483.8 | 2709.4 | 2894.8 | 2949.4 | 2773.2 | 2446.3 | 1968.9 | 1452.0 | 1229.8 |
| 80° | 1765.7 | 1818.3 | 1943.3 | 2153.1 | 2293.1 | 2324.0 | 2187.9 | 1936.0 | 1573.0 | 1136.4 | 943.0 |
| 82.5° | 1243.6 | 1271.2 | 1423.7 | 1555.9 | 1731.5 | 1720.3 | 1626.3 | 1406.0 | 1142.3 | 797.7 | 649.7 |
| 85° | 678.7 | 684.6 | 822.7 | 915.4 | 1050.9 | 1067.3 | 1000.9 | 850.3 | 653.7 | 453.8 | 334.7 |
| 87.5° | 119.0 | 117.1 | 169.7 | 248.6 | 315.7 | 339.3 | 282.1 | 221.0 | 89.4 | 53.3 | 27.6 |
| 90° | 32.5 | 31.5 | 31.5 | 31.5 | 31.5 | 31.5 | 31.5 | 31.5 | 31.5 | 31.5 | 31.5 |
| 92.5° | 37.6 | 37.1 | 37.1 | 36.6 | 36.6 | 36.6 | 36.6 | 36.6 | 36.6 | 36.6 | 36.6 |
| 95° | 42.7 | 42.7 | 42.7 | 41.7 | 41.7 | 41.7 | 41.7 | 41.7 | 41.7 | 41.7 | 41.7 |
| 97.5° | 48.3 | 48.3 | 48.3 | 47.8 | 47.8 | 47.8 | 47.8 | 47.8 | 47.8 | 47.8 | 47.8 |
| 100° | 53.9 | 53.9 | 53.9 | 53.9 | 53.9 | 53.9 | 53.9 | 53.9 | 53.9 | 53.9 | 53.9 |
| 102.5° | 60.5 | 60.5 | 60.5 | 60.5 | 60.5 | 60.5 | 60.5 | 61.0 | 60.5 | 60.5 | 60.5 |
| 105° | 67.1 | 67.1 | 67.1 | 67.1 | 67.1 | 67.1 | 67.1 | 68.1 | 67.1 | 67.1 | 67.1 |
| 107.5° | 74.2 | 74.2 | 74.7 | 74.7 | 74.7 | 74.7 | 74.7 | 75.2 | 74.7 | 74.7 | 74.7 |
| 110° | 81.3 | 81.3 | 82.3 | 82.3 | 82.3 | 82.3 | 82.3 | 82.3 | 82.3 | 82.3 | 82.3 |



REPORT NUMBER: P543123
 CATALOG NUMBER: TT-D6-750-U-DL-UPL

CANDELA DISTRIBUTION (continued):

| | 0° | 5° | 15° | 25° | 35° | 45° | 55° | 65° | 75° | 85° | 90° |
|--------|-------|-------|-------|-------|-------|-------|-------|-------|-------|-------|-------|
| 112.5° | 89.9 | 89.9 | 90.9 | 90.9 | 90.9 | 90.9 | 91.4 | 91.4 | 90.9 | 90.9 | 90.9 |
| 115° | 98.6 | 98.6 | 99.6 | 99.6 | 99.6 | 99.6 | 100.6 | 100.6 | 99.6 | 99.6 | 99.6 |
| 117.5° | 108.8 | 108.8 | 109.2 | 109.8 | 109.8 | 109.8 | 110.8 | 110.8 | 109.8 | 109.8 | 109.8 |
| 120° | 118.9 | 118.9 | 118.9 | 119.9 | 119.9 | 119.9 | 121.0 | 121.0 | 119.9 | 119.9 | 119.9 |
| 122.5° | 130.6 | 130.6 | 131.1 | 131.6 | 131.6 | 131.6 | 132.6 | 132.6 | 132.1 | 132.1 | 131.6 |
| 125° | 142.3 | 142.3 | 143.3 | 143.3 | 143.3 | 143.3 | 144.3 | 144.3 | 144.3 | 144.3 | 143.3 |
| 127.5° | 155.0 | 155.0 | 156.0 | 156.0 | 156.0 | 156.0 | 157.0 | 157.0 | 157.0 | 157.0 | 156.0 |
| 130° | 167.7 | 167.7 | 168.7 | 168.7 | 168.7 | 168.7 | 169.7 | 169.7 | 169.7 | 169.7 | 168.7 |
| 132.5° | 180.9 | 180.9 | 181.4 | 181.4 | 181.4 | 181.9 | 182.4 | 182.4 | 182.4 | 182.4 | 181.9 |
| 135° | 194.1 | 194.1 | 194.1 | 194.1 | 194.1 | 195.1 | 195.1 | 195.1 | 195.1 | 195.1 | 195.1 |
| 137.5° | 206.8 | 206.3 | 206.8 | 206.3 | 206.8 | 207.3 | 207.3 | 207.3 | 207.3 | 207.3 | 207.3 |
| 140° | 219.5 | 218.5 | 219.5 | 218.5 | 219.5 | 219.5 | 219.5 | 219.5 | 219.5 | 219.5 | 219.5 |
| 142.5° | 231.2 | 230.7 | 231.2 | 230.2 | 231.2 | 231.2 | 231.2 | 231.2 | 231.2 | 231.2 | 231.2 |
| 145° | 242.9 | 242.9 | 242.9 | 241.9 | 242.9 | 242.9 | 242.9 | 242.9 | 242.9 | 242.9 | 242.9 |
| 147.5° | 255.1 | 254.6 | 255.1 | 254.1 | 255.1 | 255.1 | 255.1 | 255.1 | 255.1 | 255.1 | 255.1 |
| 150° | 267.3 | 266.3 | 267.3 | 266.3 | 267.3 | 267.3 | 267.3 | 267.3 | 267.3 | 267.3 | 267.3 |
| 152.5° | 277.0 | 276.5 | 277.5 | 276.5 | 277.0 | 277.0 | 277.5 | 277.0 | 277.0 | 277.0 | 277.0 |
| 155° | 286.6 | 286.6 | 287.6 | 286.6 | 286.6 | 286.6 | 287.6 | 286.6 | 286.6 | 286.6 | 286.6 |
| 157.5° | 294.8 | 294.8 | 295.8 | 294.8 | 294.8 | 294.8 | 295.8 | 294.8 | 294.8 | 294.8 | 294.8 |
| 160° | 302.9 | 302.9 | 303.9 | 302.9 | 302.9 | 302.9 | 303.9 | 302.9 | 302.9 | 302.9 | 302.9 |
| 162.5° | 309.5 | 309.5 | 310.5 | 309.5 | 309.5 | 309.5 | 310.5 | 309.5 | 309.5 | 309.5 | 309.5 |
| 165° | 316.1 | 316.1 | 317.1 | 316.1 | 316.1 | 316.1 | 317.1 | 316.1 | 316.1 | 316.1 | 316.1 |
| 167.5° | 320.2 | 320.2 | 321.2 | 320.2 | 320.2 | 320.2 | 321.2 | 320.2 | 320.2 | 320.2 | 320.2 |
| 170° | 324.2 | 324.2 | 325.2 | 324.2 | 324.2 | 324.2 | 325.2 | 324.2 | 324.2 | 324.2 | 324.2 |
| 172.5° | 326.8 | 326.8 | 327.8 | 326.8 | 327.2 | 326.8 | 327.8 | 326.8 | 326.8 | 326.8 | 326.8 |
| 175° | 329.3 | 329.3 | 330.3 | 329.3 | 330.3 | 329.3 | 330.3 | 329.3 | 329.3 | 329.3 | 329.3 |
| 177.5° | 330.3 | 330.3 | 330.8 | 330.3 | 330.8 | 330.3 | 330.8 | 330.3 | 330.3 | 330.3 | 330.3 |
| 180° | 331.3 | 331.3 | 331.3 | 331.3 | 331.3 | 331.3 | 331.3 | 331.3 | 331.3 | 331.3 | 331.3 |



REPORT NUMBER: P543123
 CATALOG NUMBER: TT-D6-750-U-DL-UPL

CANDELA DISTRIBUTION (continued):

| | 95° | 105° | 115° | 125° | 135° | 145° | 155° | 165° | 175° | 180° |
|--------|--------|--------|--------|-------|-------|-------|-------|-------|-------|-------|
| 0° | 859.5 | 859.5 | 859.5 | 859.5 | 859.5 | 859.5 | 859.5 | 859.5 | 859.5 | 859.5 |
| 2.5° | 854.9 | 841.8 | 829.3 | 817.4 | 806.2 | 797.0 | 793.1 | 789.8 | 789.1 | 783.2 |
| 5° | 826.6 | 805.6 | 782.6 | 761.5 | 742.5 | 722.1 | 705.6 | 700.4 | 699.7 | 703.0 |
| 7.5° | 808.2 | 776.0 | 744.4 | 719.4 | 691.2 | 664.2 | 639.9 | 624.7 | 620.8 | 619.5 |
| 10° | 801.6 | 762.2 | 724.0 | 685.9 | 654.3 | 621.5 | 591.9 | 573.4 | 562.9 | 560.3 |
| 12.5° | 810.2 | 760.2 | 712.9 | 668.1 | 625.4 | 589.2 | 555.7 | 532.7 | 520.8 | 516.9 |
| 15° | 833.2 | 768.8 | 708.9 | 655.0 | 608.3 | 562.9 | 530.0 | 500.4 | 486.6 | 484.7 |
| 17.5° | 863.5 | 787.8 | 711.5 | 648.4 | 593.2 | 545.2 | 507.0 | 476.1 | 459.0 | 456.4 |
| 20° | 906.9 | 812.2 | 724.0 | 649.1 | 586.6 | 532.7 | 489.9 | 457.0 | 438.6 | 436.7 |
| 22.5° | 968.0 | 851.0 | 744.4 | 657.6 | 586.6 | 525.4 | 479.4 | 445.2 | 426.1 | 424.2 |
| 25° | 1037.7 | 895.7 | 772.0 | 669.5 | 588.6 | 524.1 | 473.5 | 437.3 | 418.2 | 416.3 |
| 27.5° | 1118.0 | 950.3 | 801.6 | 684.6 | 595.8 | 525.4 | 471.5 | 435.3 | 416.9 | 414.3 |
| 30° | 1208.0 | 1004.2 | 833.9 | 701.0 | 605.0 | 528.1 | 472.2 | 434.7 | 416.9 | 414.3 |
| 32.5° | 1298.1 | 1063.4 | 870.0 | 722.7 | 615.5 | 535.3 | 476.1 | 439.3 | 420.9 | 418.9 |
| 35° | 1392.8 | 1128.5 | 910.1 | 745.1 | 630.7 | 545.2 | 482.7 | 444.6 | 426.1 | 424.2 |
| 37.5° | 1490.8 | 1194.2 | 951.6 | 772.7 | 646.4 | 555.0 | 491.9 | 453.8 | 436.0 | 434.0 |
| 40° | 1592.8 | 1262.0 | 995.6 | 801.0 | 661.6 | 568.2 | 503.1 | 465.6 | 447.2 | 445.2 |
| 42.5° | 1680.9 | 1323.1 | 1036.4 | 825.3 | 681.3 | 580.7 | 517.5 | 478.1 | 461.0 | 459.0 |
| 45° | 1805.2 | 1392.8 | 1078.5 | 855.6 | 705.0 | 603.0 | 534.6 | 497.8 | 482.0 | 478.1 |
| 47.5° | 1909.1 | 1463.9 | 1121.2 | 884.5 | 724.7 | 618.2 | 551.1 | 513.6 | 497.2 | 494.5 |
| 50° | 1993.9 | 1508.6 | 1154.8 | 899.6 | 735.2 | 628.0 | 564.2 | 526.1 | 511.6 | 507.0 |
| 52.5° | 2083.3 | 1559.2 | 1172.5 | 917.4 | 752.3 | 641.8 | 573.4 | 540.6 | 524.8 | 520.2 |
| 55° | 2112.3 | 1561.8 | 1185.7 | 920.7 | 749.7 | 645.1 | 579.4 | 541.2 | 528.7 | 524.1 |
| 57.5° | 2114.3 | 1561.2 | 1167.9 | 898.3 | 731.3 | 630.7 | 573.4 | 537.3 | 522.8 | 518.9 |
| 60° | 2077.4 | 1522.4 | 1132.4 | 871.3 | 711.5 | 610.3 | 557.0 | 522.2 | 511.0 | 507.0 |
| 62.5° | 2031.4 | 1486.9 | 1088.4 | 834.5 | 683.3 | 589.9 | 537.9 | 511.0 | 495.8 | 491.2 |
| 65° | 1915.0 | 1393.5 | 1021.3 | 784.5 | 642.5 | 559.0 | 507.7 | 481.4 | 469.5 | 466.3 |
| 67.5° | 1811.7 | 1293.5 | 954.2 | 732.6 | 596.5 | 520.8 | 474.1 | 451.1 | 441.9 | 439.9 |
| 70° | 1644.1 | 1185.0 | 850.3 | 651.7 | 537.3 | 464.3 | 429.4 | 412.3 | 401.1 | 397.2 |
| 72.5° | 1473.7 | 1040.4 | 749.7 | 574.1 | 465.6 | 417.6 | 382.7 | 364.3 | 358.4 | 355.1 |
| 75° | 1251.5 | 874.6 | 632.0 | 486.6 | 399.8 | 349.2 | 324.9 | 311.1 | 303.8 | 303.2 |
| 77.5° | 1023.9 | 700.4 | 509.0 | 385.4 | 316.3 | 281.5 | 264.4 | 251.2 | 249.9 | 252.5 |
| 80° | 784.5 | 528.7 | 378.1 | 288.7 | 234.1 | 212.4 | 203.2 | 194.7 | 193.3 | 191.4 |
| 82.5° | 521.5 | 350.5 | 239.4 | 182.8 | 157.2 | 144.7 | 142.0 | 136.1 | 134.8 | 133.5 |
| 85° | 254.5 | 168.4 | 115.7 | 90.8 | 83.5 | 77.6 | 76.9 | 79.6 | 78.9 | 76.9 |
| 87.5° | 26.3 | 21.7 | 21.0 | 16.4 | 15.1 | 13.8 | 13.8 | 12.5 | 15.1 | 11.2 |
| 90° | 31.5 | 31.5 | 31.5 | 31.5 | 31.5 | 31.5 | 31.5 | 31.5 | 31.5 | 32.5 |
| 92.5° | 36.6 | 36.6 | 36.6 | 36.6 | 36.6 | 36.6 | 36.6 | 37.1 | 37.1 | 37.6 |
| 95° | 41.7 | 41.7 | 41.7 | 41.7 | 41.7 | 41.7 | 41.7 | 42.7 | 42.7 | 42.7 |
| 97.5° | 47.8 | 47.8 | 47.8 | 47.8 | 47.8 | 47.8 | 47.8 | 48.3 | 48.3 | 48.3 |
| 100° | 53.9 | 53.9 | 53.9 | 53.9 | 53.9 | 53.9 | 53.9 | 53.9 | 53.9 | 53.9 |
| 102.5° | 60.5 | 60.5 | 61.0 | 60.5 | 60.5 | 60.5 | 60.5 | 60.5 | 60.5 | 60.5 |
| 105° | 67.1 | 67.1 | 68.1 | 67.1 | 67.1 | 67.1 | 67.1 | 67.1 | 67.1 | 67.1 |
| 107.5° | 74.7 | 74.7 | 75.2 | 74.7 | 74.7 | 74.7 | 74.7 | 74.7 | 74.2 | 74.2 |
| 110° | 82.3 | 82.3 | 82.3 | 82.3 | 82.3 | 82.3 | 82.3 | 82.3 | 81.3 | 81.3 |



REPORT NUMBER: P543123
 CATALOG NUMBER: TT-D6-750-U-DL-UPL

CANDELA DISTRIBUTION (continued):

| | 95° | 105° | 115° | 125° | 135° | 145° | 155° | 165° | 175° | 180° |
|--------|-------|-------|-------|-------|-------|-------|-------|-------|-------|-------|
| 112.5° | 90.9 | 90.9 | 91.4 | 91.4 | 90.9 | 90.9 | 90.9 | 90.9 | 89.9 | 89.9 |
| 115° | 99.6 | 99.6 | 100.6 | 100.6 | 99.6 | 99.6 | 99.6 | 99.6 | 98.6 | 98.6 |
| 117.5° | 109.8 | 109.8 | 110.8 | 110.8 | 109.8 | 109.8 | 109.8 | 109.2 | 108.8 | 108.8 |
| 120° | 119.9 | 119.9 | 121.0 | 121.0 | 119.9 | 119.9 | 119.9 | 118.9 | 118.9 | 118.9 |
| 122.5° | 132.1 | 132.1 | 132.6 | 132.6 | 131.6 | 131.6 | 131.6 | 131.1 | 130.6 | 130.6 |
| 125° | 144.3 | 144.3 | 144.3 | 144.3 | 143.3 | 143.3 | 143.3 | 143.3 | 142.3 | 142.3 |
| 127.5° | 157.0 | 157.0 | 157.0 | 157.0 | 156.0 | 156.0 | 156.0 | 156.0 | 155.0 | 155.0 |
| 130° | 169.7 | 169.7 | 169.7 | 169.7 | 168.7 | 168.7 | 168.7 | 168.7 | 167.7 | 167.7 |
| 132.5° | 182.4 | 182.4 | 182.4 | 182.4 | 181.9 | 181.4 | 181.4 | 181.4 | 180.9 | 180.9 |
| 135° | 195.1 | 195.1 | 195.1 | 195.1 | 195.1 | 194.1 | 194.1 | 194.1 | 194.1 | 194.1 |
| 137.5° | 207.3 | 207.3 | 207.3 | 207.3 | 207.3 | 206.8 | 206.3 | 206.8 | 206.3 | 206.8 |
| 140° | 219.5 | 219.5 | 219.5 | 219.5 | 219.5 | 219.5 | 218.5 | 219.5 | 218.5 | 219.5 |
| 142.5° | 231.2 | 231.2 | 231.2 | 231.2 | 231.2 | 231.2 | 230.2 | 231.2 | 230.7 | 231.2 |
| 145° | 242.9 | 242.9 | 242.9 | 242.9 | 242.9 | 242.9 | 241.9 | 242.9 | 242.9 | 242.9 |
| 147.5° | 255.1 | 255.1 | 255.1 | 255.1 | 255.1 | 255.1 | 254.1 | 255.1 | 254.6 | 255.1 |
| 150° | 267.3 | 267.3 | 267.3 | 267.3 | 267.3 | 267.3 | 266.3 | 267.3 | 266.3 | 267.3 |
| 152.5° | 277.0 | 277.0 | 277.0 | 277.5 | 277.0 | 277.0 | 276.5 | 277.5 | 276.5 | 277.0 |
| 155° | 286.6 | 286.6 | 286.6 | 287.6 | 286.6 | 286.6 | 286.6 | 287.6 | 286.6 | 286.6 |
| 157.5° | 294.8 | 294.8 | 294.8 | 295.8 | 294.8 | 294.8 | 294.8 | 295.8 | 294.8 | 294.8 |
| 160° | 302.9 | 302.9 | 302.9 | 303.9 | 302.9 | 302.9 | 302.9 | 303.9 | 302.9 | 302.9 |
| 162.5° | 309.5 | 309.5 | 309.5 | 310.5 | 309.5 | 309.5 | 309.5 | 310.5 | 309.5 | 309.5 |
| 165° | 316.1 | 316.1 | 316.1 | 317.1 | 316.1 | 316.1 | 316.1 | 317.1 | 316.1 | 316.1 |
| 167.5° | 320.2 | 320.2 | 320.2 | 321.2 | 320.2 | 320.2 | 320.2 | 321.2 | 320.2 | 320.2 |
| 170° | 324.2 | 324.2 | 324.2 | 325.2 | 324.2 | 324.2 | 324.2 | 325.2 | 324.2 | 324.2 |
| 172.5° | 326.8 | 326.8 | 326.8 | 327.8 | 326.8 | 327.2 | 326.8 | 327.8 | 326.8 | 326.8 |
| 175° | 329.3 | 329.3 | 329.3 | 330.3 | 329.3 | 330.3 | 329.3 | 330.3 | 329.3 | 329.3 |
| 177.5° | 330.3 | 330.3 | 330.3 | 330.8 | 330.3 | 330.8 | 330.3 | 330.8 | 330.3 | 330.3 |
| 180° | 331.3 | 331.3 | 331.3 | 331.3 | 331.3 | 331.3 | 331.3 | 331.3 | 331.3 | 331.3 |

LM-79-08: Approved Method: Electrical and Photometric Measurements of Solid-State Lighting Products

Report Prepared for

Cooper Lighting Solutions

(formerly Eaton)

McGRAW-EDISON

Report Number: SP1-2006-844-1

Luminaire Tested: TT-D4-750-U-WQ

Test Date: 11/06/2020

Data applicable to product families TT-x-750 and TTN-x-750

Test Information

Test Method: LM-79-08
 Report Number: SP1-2006-844-1
 Test Lab: COOPER LIGHTING SOLUTIONS
 Photometer: SP1
 Measurement Geometry: 4π
 Issue Date: 11/06/2020
 Manufacturer: COOPER LIGHTING SOLUTIONS (FORMERLY EATON)
 Product Line: MCGRAW-EDISON
 Catalog Number: **TT-D4-750-U-WQ**
 Description: MCGRAW EDISON

DISTRIBUTION

Spectral Parameters

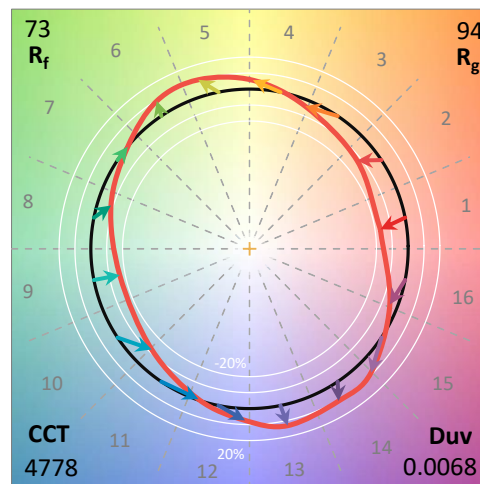
CCT (K): 4778
 CIE u': 0.2092
 CIE v': 0.4955
 Duv: 0.0068
 CIE x: 0.3535
 CIE y: 0.3721
 CIE z: 0.2744
 Peak Wavelength (nm): 449
 Dominant Wavelength (nm): 570
 Purity: 17.8

 Rf: 73.3
 Rg: 94.5

| | | | |
|-----------|------|------|-------|
| CRI (Ra): | 71.0 | | |
| R1: | 67.7 | R9: | -28.7 |
| R2: | 75.2 | R10: | 41.2 |
| R3: | 80.8 | R11: | 67.2 |
| R4: | 71.5 | R12: | 35.9 |
| R5: | 67.8 | R13: | 68.5 |
| R6: | 65.6 | R14: | 89.2 |
| R7: | 82.2 | | |
| R8: | 57.2 | | |

Test Conditions

Stabilization Time: 62M
 Operation Time: 12H
 Room Temperature (°C) / RH%: 24.6/45%
 Sphere Temperature (°C): 24.7

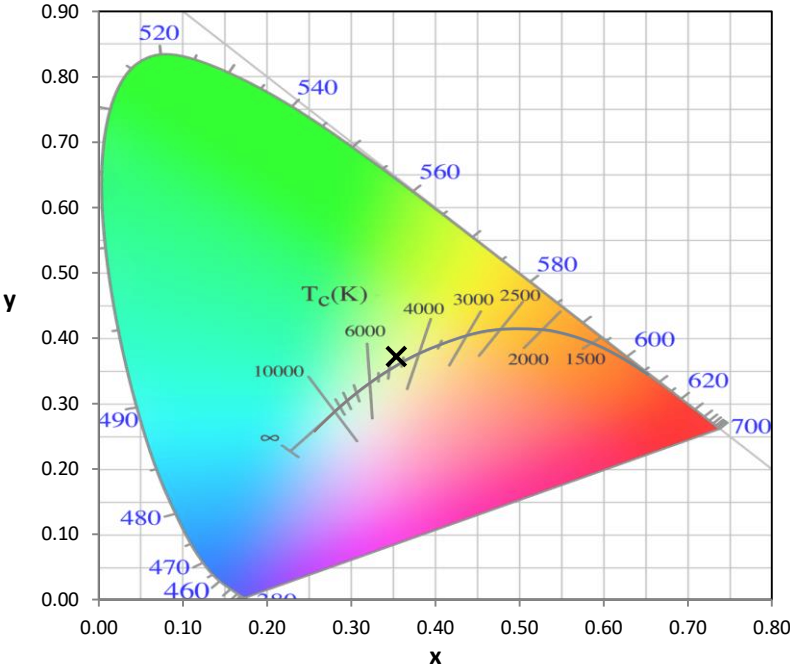


REPORT NUMBER: SP1-2006-844-1

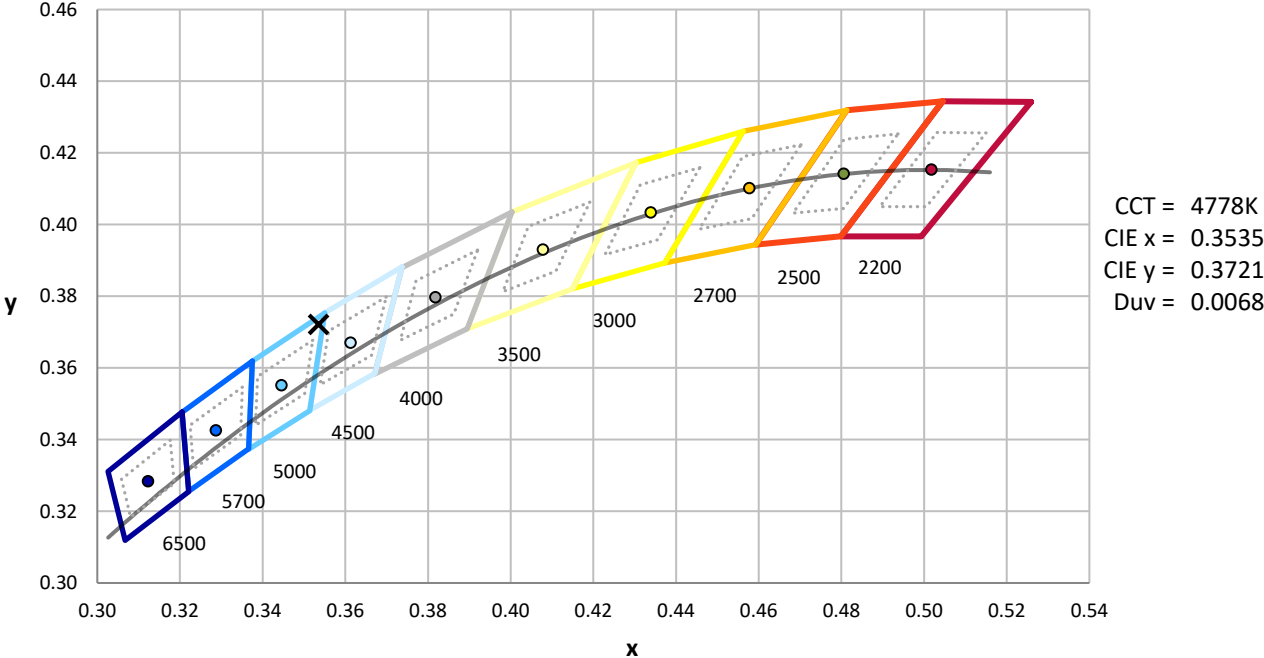
| Measurement and Test Equipment | | | |
|--------------------------------|-----------------------|------------------|----------------------|
| Instrument | Identification Number | Calibration Date | Calibration Due Date |
| Photometer | IN0058 | 7/29/2020 | 1/29/2021 |
| Power Meter | IN0071 | 12/3/2019 | 12/3/2020 |
| AC Power Source | IN0063 | 12/3/2019 | 12/3/2020 |
| DC Power Source | IN0208 | 12/3/2019 | 12/3/2020 |
| Sphere Thermometer | IN0085 | 12/3/2019 | 12/3/2020 |
| Room Thermometer | IN0046 | 12/3/2019 | 12/3/2020 |

REPORT NUMBER: SP1-2006-844-1

CIE 1931 Chromaticity Diagram



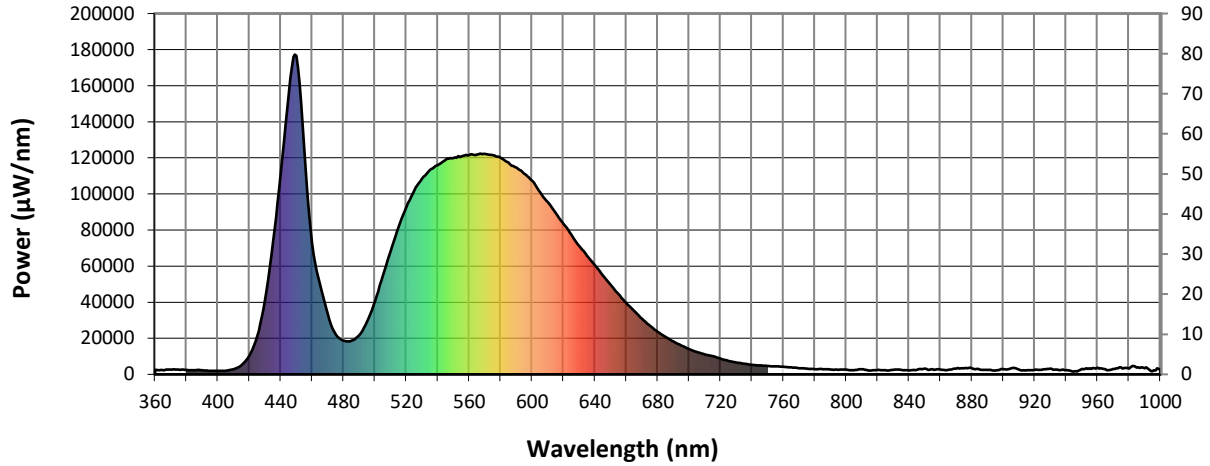
CIE 1931 Chromaticity Diagram with 2017 ANSI 7-Step and 4-Step Quadrangles



Point lies inside the ANSI 5000K 7-step quadrangle

REPORT NUMBER: SP1-2006-844-1

Photopic Flux vs. Wavelength

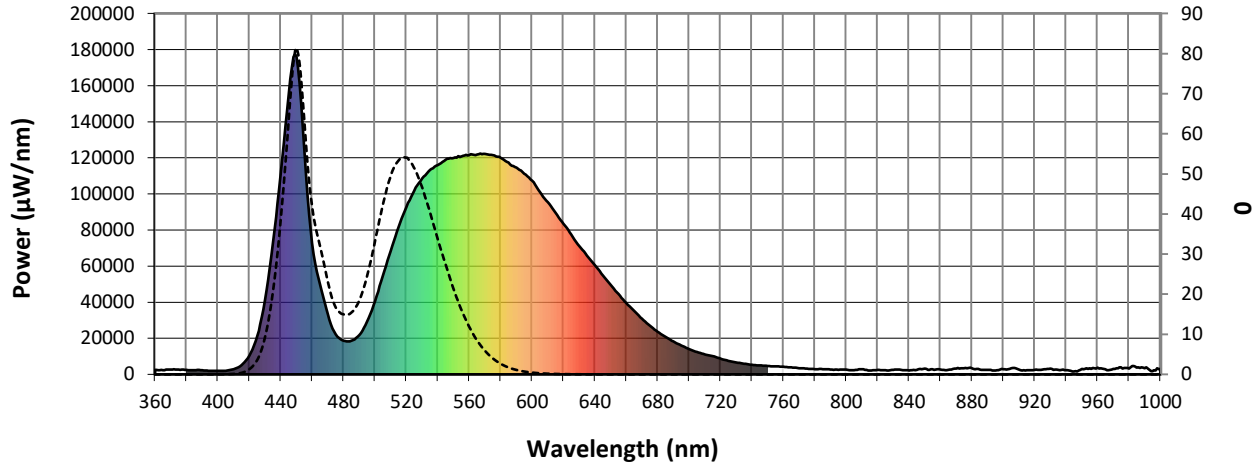


#####

| λ (nm) | Power (µW/nm) | Lumens (φ/nm) | λ (nm) | Power (µW/nm) | Lumens (φ/nm) | λ (nm) | Power (µW/nm) | Lumens (φ/nm) | λ (nm) | Power (µW/nm) | Lumens (φ/nm) | λ (nm) | Power (µW/nm) | Lumens (φ/nm) |
|--------|---------------|---------------|--------|---------------|---------------|--------|---------------|---------------|--------|---------------|---------------|--------|---------------|---------------|
| 360 | 2529 | 0.0 | 490 | 21819 | 3.1 | 620 | 83437 | 21.7 | 750 | 4608 | 0.0 | 880 | 3335 | 0.0 |
| 365 | 2361 | 0.0 | 495 | 29270 | 5.3 | 625 | 77569 | 17.1 | 755 | 4412 | 0.0 | 885 | 2653 | 0.0 |
| 370 | 2648 | 0.0 | 500 | 40589 | 9.0 | 630 | 71183 | 12.9 | 760 | 4227 | 0.0 | 890 | 2411 | 0.0 |
| 375 | 2655 | 0.0 | 505 | 54498 | 15.2 | 635 | 65734 | 9.9 | 765 | 3922 | 0.0 | 895 | 2118 | 0.0 |
| 380 | 2428 | 0.0 | 510 | 68399 | 23.5 | 640 | 60418 | 7.2 | 770 | 3461 | 0.0 | 900 | 2873 | 0.0 |
| 385 | 2334 | 0.0 | 515 | 81428 | 33.7 | 645 | 54736 | 5.3 | 775 | 3226 | 0.0 | 905 | 3367 | 0.0 |
| 390 | 2269 | 0.0 | 520 | 92826 | 45.0 | 650 | 49620 | 3.6 | 780 | 2883 | 0.0 | 910 | 2749 | 0.0 |
| 395 | 2020 | 0.0 | 525 | 101684 | 54.6 | 655 | 44517 | 2.6 | 785 | 2864 | 0.0 | 915 | 2283 | 0.0 |
| 400 | 1873 | 0.0 | 530 | 108580 | 63.9 | 660 | 39493 | 1.6 | 790 | 2715 | 0.0 | 920 | 2425 | 0.0 |
| 405 | 2015 | 0.0 | 535 | 113290 | 70.3 | 665 | 35066 | 1.1 | 795 | 2547 | 0.0 | 925 | 2705 | 0.0 |
| 410 | 2831 | 0.0 | 540 | 116042 | 75.6 | 670 | 30825 | 0.7 | 800 | 2585 | 0.0 | 930 | 3144 | 0.0 |
| 415 | 5121 | 0.0 | 545 | 118948 | 79.2 | 675 | 27031 | 0.5 | 805 | 2308 | 0.0 | 935 | 2539 | 0.0 |
| 420 | 10348 | 0.0 | 550 | 119916 | 81.5 | 680 | 23555 | 0.3 | 810 | 2796 | 0.0 | 940 | 2288 | 0.0 |
| 425 | 21288 | 0.1 | 555 | 120734 | 82.5 | 685 | 20841 | 0.2 | 815 | 2196 | 0.0 | 945 | 1604 | 0.0 |
| 430 | 41173 | 0.3 | 560 | 121523 | 82.6 | 690 | 18232 | 0.1 | 820 | 2415 | 0.0 | 950 | 3031 | 0.0 |
| 435 | 73003 | 0.9 | 565 | 121859 | 81.0 | 695 | 16035 | 0.1 | 825 | 2281 | 0.0 | 955 | 3356 | 0.0 |
| 440 | 111013 | 1.7 | 570 | 122246 | 79.5 | 700 | 14010 | 0.0 | 830 | 2524 | 0.0 | 960 | 3704 | 0.0 |
| 445 | 154787 | 3.2 | 575 | 121449 | 75.6 | 705 | 12408 | 0.0 | 835 | 2461 | 0.0 | 965 | 2847 | 0.0 |
| 450 | 176733 | 4.6 | 580 | 120111 | 71.4 | 710 | 11063 | 0.0 | 840 | 2195 | 0.0 | 970 | 2985 | 0.0 |
| 455 | 124334 | 4.2 | 585 | 117354 | 65.2 | 715 | 10136 | 0.0 | 845 | 2487 | 0.0 | 975 | 3963 | 0.0 |
| 460 | 72664 | 3.0 | 590 | 114565 | 59.2 | 720 | 8693 | 0.0 | 850 | 3144 | 0.0 | 980 | 3221 | 0.0 |
| 465 | 49806 | 2.6 | 595 | 111127 | 52.7 | 725 | 7522 | 0.0 | 855 | 2809 | 0.0 | 985 | 3794 | 0.0 |
| 470 | 32995 | 2.1 | 600 | 107253 | 46.2 | 730 | 6612 | 0.0 | 860 | 2621 | 0.0 | 990 | 3296 | 0.0 |
| 475 | 22184 | 1.7 | 605 | 101156 | 39.2 | 735 | 5947 | 0.0 | 865 | 2410 | 0.0 | 995 | 1779 | 0.0 |
| 480 | 18691 | 1.8 | 610 | 95370 | 32.8 | 740 | 5253 | 0.0 | 870 | 3143 | 0.0 | 1000 | 2977 | 0.0 |
| 485 | 18593 | 2.2 | 615 | 89556 | 27.0 | 745 | 5032 | 0.0 | 875 | 3421 | 0.0 | | | |

REPORT NUMBER: SP1-2006-844-1

Scotopic Flux vs. Wavelength



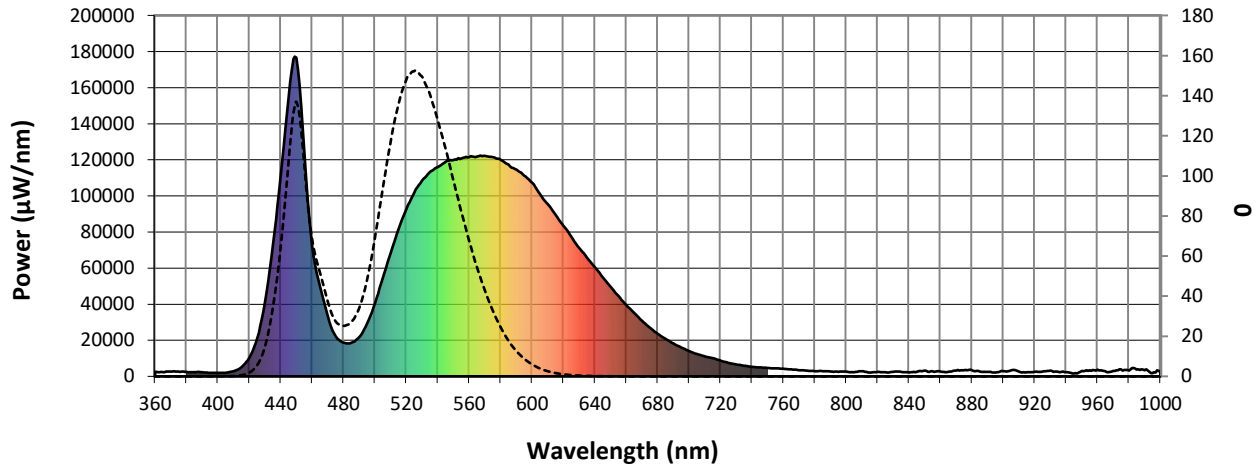
Scotopic Lumens: 4867.6

S/P: 0.66

| λ (nm) | Power (µW/nm) | Lumens (φ/nm) | λ (nm) | Power (µW/nm) | Lumens (φ/nm) | λ (nm) | Power (µW/nm) | Lumens (φ/nm) | λ (nm) | Power (µW/nm) | Lumens (φ/nm) | λ (nm) | Power (µW/nm) | Lumens (φ/nm) |
|--------|---------------|---------------|--------|---------------|---------------|--------|---------------|---------------|--------|---------------|---------------|--------|---------------|---------------|
| 360 | 2529 | 0.0 | 490 | 21819 | 33.6 | 620 | 83437 | 1.0 | 750 | 4608 | 0.0 | 880 | 3335 | 0.0 |
| 365 | 2361 | 0.0 | 495 | 29270 | 47.3 | 625 | 77569 | 0.7 | 755 | 4412 | 0.0 | 885 | 2653 | 0.0 |
| 370 | 2648 | 0.0 | 500 | 40589 | 67.9 | 630 | 71183 | 0.4 | 760 | 4227 | 0.0 | 890 | 2411 | 0.0 |
| 375 | 2655 | 0.0 | 505 | 54498 | 92.6 | 635 | 65734 | 0.2 | 765 | 3922 | 0.0 | 895 | 2118 | 0.0 |
| 380 | 2428 | 0.0 | 510 | 68399 | 115.9 | 640 | 60418 | 0.2 | 770 | 3461 | 0.0 | 900 | 2873 | 0.0 |
| 385 | 2334 | 0.0 | 515 | 81428 | 135.0 | 645 | 54736 | 0.1 | 775 | 3226 | 0.0 | 905 | 3367 | 0.0 |
| 390 | 2269 | 0.0 | 520 | 92826 | 147.5 | 650 | 49620 | 0.1 | 780 | 2883 | 0.0 | 910 | 2749 | 0.0 |
| 395 | 2020 | 0.0 | 525 | 101684 | 152.1 | 655 | 44517 | 0.0 | 785 | 2864 | 0.0 | 915 | 2283 | 0.0 |
| 400 | 1873 | 0.0 | 530 | 108580 | 149.7 | 660 | 39493 | 0.0 | 790 | 2715 | 0.0 | 920 | 2425 | 0.0 |
| 405 | 2015 | 0.1 | 535 | 113290 | 141.2 | 665 | 35066 | 0.0 | 795 | 2547 | 0.0 | 925 | 2705 | 0.0 |
| 410 | 2831 | 0.2 | 540 | 116042 | 128.2 | 670 | 30825 | 0.0 | 800 | 2585 | 0.0 | 930 | 3144 | 0.0 |
| 415 | 5121 | 0.5 | 545 | 118948 | 114.0 | 675 | 27031 | 0.0 | 805 | 2308 | 0.0 | 935 | 2539 | 0.0 |
| 420 | 10348 | 1.7 | 550 | 119916 | 98.1 | 680 | 23555 | 0.0 | 810 | 2796 | 0.0 | 940 | 2288 | 0.0 |
| 425 | 21288 | 5.2 | 555 | 120734 | 82.5 | 685 | 20841 | 0.0 | 815 | 2196 | 0.0 | 945 | 1604 | 0.0 |
| 430 | 41173 | 14.0 | 560 | 121523 | 67.9 | 690 | 18232 | 0.0 | 820 | 2415 | 0.0 | 950 | 3031 | 0.0 |
| 435 | 73003 | 32.6 | 565 | 121859 | 54.7 | 695 | 16035 | 0.0 | 825 | 2281 | 0.0 | 955 | 3356 | 0.0 |
| 440 | 111013 | 62.0 | 570 | 122246 | 43.1 | 700 | 14010 | 0.0 | 830 | 2524 | 0.0 | 960 | 3704 | 0.0 |
| 445 | 154787 | 103.6 | 575 | 121449 | 33.1 | 705 | 12408 | 0.0 | 835 | 2461 | 0.0 | 965 | 2847 | 0.0 |
| 450 | 176733 | 137.0 | 580 | 120111 | 24.7 | 710 | 11063 | 0.0 | 840 | 2195 | 0.0 | 970 | 2985 | 0.0 |
| 455 | 124334 | 108.6 | 585 | 117354 | 17.9 | 715 | 10136 | 0.0 | 845 | 2487 | 0.0 | 975 | 3963 | 0.0 |
| 460 | 72664 | 70.2 | 590 | 114565 | 12.8 | 720 | 8693 | 0.0 | 850 | 3144 | 0.0 | 980 | 3221 | 0.0 |
| 465 | 49806 | 52.6 | 595 | 111127 | 8.9 | 725 | 7522 | 0.0 | 855 | 2809 | 0.0 | 985 | 3794 | 0.0 |
| 470 | 32995 | 38.0 | 600 | 107253 | 6.0 | 730 | 6612 | 0.0 | 860 | 2621 | 0.0 | 990 | 3296 | 0.0 |
| 475 | 22184 | 27.7 | 605 | 101156 | 4.0 | 735 | 5947 | 0.0 | 865 | 2410 | 0.0 | 995 | 1779 | 0.0 |
| 480 | 18691 | 25.2 | 610 | 95370 | 2.6 | 740 | 5253 | 0.0 | 870 | 3143 | 0.0 | 1000 | 2977 | 0.0 |
| 485 | 18593 | 27.0 | 615 | 89556 | 1.7 | 745 | 5032 | 0.0 | 875 | 3421 | 0.0 | | | |

REPORT NUMBER: SP1-2006-844-1

Melanopic Flux vs. Wavelength

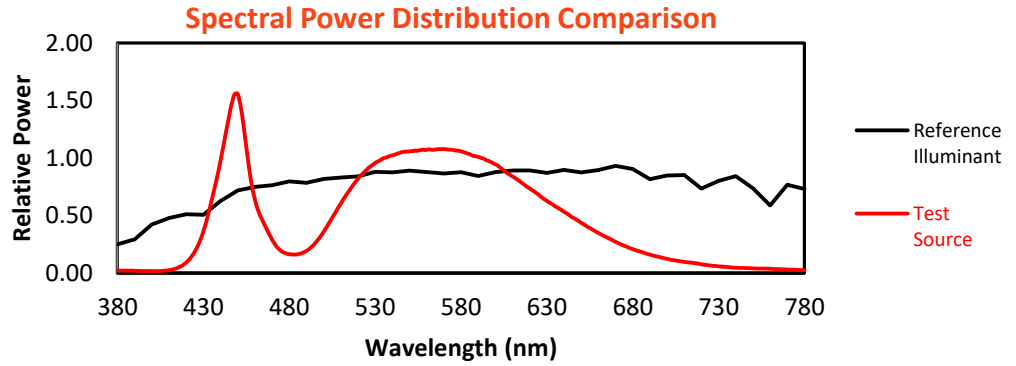


Melanopic Lumens: 12457.9 S/P: 1.7

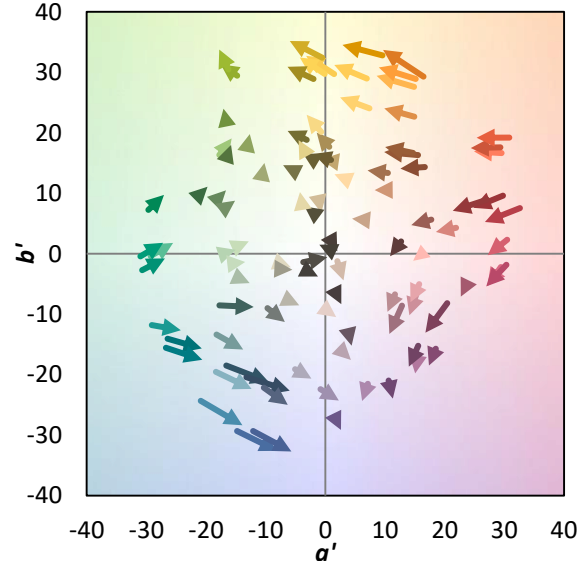
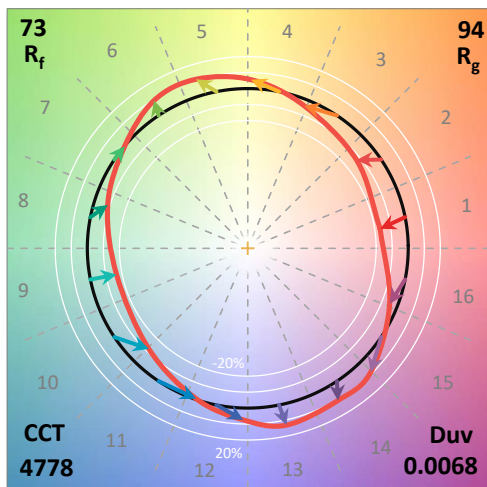
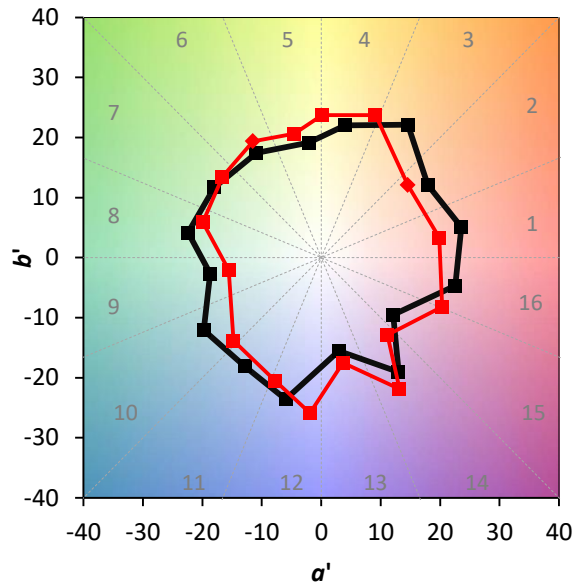
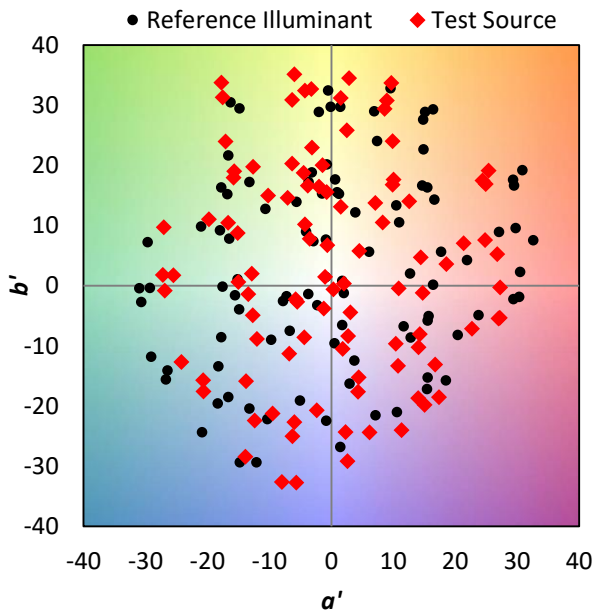
| λ (nm) | Power (µW/nm) | Lumens (φ/nm) | λ (nm) | Power (µW/nm) | Lumens (φ/nm) | λ (nm) | Power (µW/nm) | Lumens (φ/nm) | λ (nm) | Power (µW/nm) | Lumens (φ/nm) | λ (nm) | Power (µW/nm) | Lumens (φ/nm) |
|--------|---------------|---------------|--------|---------------|---------------|--------|---------------|---------------|--------|---------------|---------------|--------|---------------|---------------|
| 360 | 2529 | 0.0 | 490 | 21819 | 18.2 | 620 | 83437 | 0.1 | 750 | 4608 | 0.0 | 880 | 3335 | 0.0 |
| 365 | 2361 | 0.0 | 495 | 29270 | 24.2 | 625 | 77569 | 0.0 | 755 | 4412 | 0.0 | 885 | 2653 | 0.0 |
| 370 | 2648 | 0.0 | 500 | 40589 | 32.6 | 630 | 71183 | 0.0 | 760 | 4227 | 0.0 | 890 | 2411 | 0.0 |
| 375 | 2655 | 0.0 | 505 | 54498 | 41.8 | 635 | 65734 | 0.0 | 765 | 3922 | 0.0 | 895 | 2118 | 0.0 |
| 380 | 2428 | 0.0 | 510 | 68399 | 49.1 | 640 | 60418 | 0.0 | 770 | 3461 | 0.0 | 900 | 2873 | 0.0 |
| 385 | 2334 | 0.0 | 515 | 81428 | 53.2 | 645 | 54736 | 0.0 | 775 | 3226 | 0.0 | 905 | 3367 | 0.0 |
| 390 | 2269 | 0.0 | 520 | 92826 | 54.0 | 650 | 49620 | 0.0 | 780 | 2883 | 0.0 | 910 | 2749 | 0.0 |
| 395 | 2020 | 0.0 | 525 | 101684 | 51.6 | 655 | 44517 | 0.0 | 785 | 2864 | 0.0 | 915 | 2283 | 0.0 |
| 400 | 1873 | 0.0 | 530 | 108580 | 46.9 | 660 | 39493 | 0.0 | 790 | 2715 | 0.0 | 920 | 2425 | 0.0 |
| 405 | 2015 | 0.0 | 535 | 113290 | 40.8 | 665 | 35066 | 0.0 | 795 | 2547 | 0.0 | 925 | 2705 | 0.0 |
| 410 | 2831 | 0.1 | 540 | 116042 | 34.0 | 670 | 30825 | 0.0 | 800 | 2585 | 0.0 | 930 | 3144 | 0.0 |
| 415 | 5121 | 0.3 | 545 | 118948 | 27.6 | 675 | 27031 | 0.0 | 805 | 2308 | 0.0 | 935 | 2539 | 0.0 |
| 420 | 10348 | 1.2 | 550 | 119916 | 21.5 | 680 | 23555 | 0.0 | 810 | 2796 | 0.0 | 940 | 2288 | 0.0 |
| 425 | 21288 | 3.3 | 555 | 120734 | 16.3 | 685 | 20841 | 0.0 | 815 | 2196 | 0.0 | 945 | 1604 | 0.0 |
| 430 | 41173 | 8.7 | 560 | 121523 | 12.0 | 690 | 18232 | 0.0 | 820 | 2415 | 0.0 | 950 | 3031 | 0.0 |
| 435 | 73003 | 19.5 | 565 | 121859 | 8.6 | 695 | 16035 | 0.0 | 825 | 2281 | 0.0 | 955 | 3356 | 0.0 |
| 440 | 111013 | 37.1 | 570 | 122246 | 6.0 | 700 | 14010 | 0.0 | 830 | 2524 | 0.0 | 960 | 3704 | 0.0 |
| 445 | 154787 | 61.1 | 575 | 121449 | 4.0 | 705 | 12408 | 0.0 | 835 | 2461 | 0.0 | 965 | 2847 | 0.0 |
| 450 | 176733 | 81.4 | 580 | 120111 | 2.7 | 710 | 11063 | 0.0 | 840 | 2195 | 0.0 | 970 | 2985 | 0.0 |
| 455 | 124334 | 65.1 | 585 | 117354 | 1.7 | 715 | 10136 | 0.0 | 845 | 2487 | 0.0 | 975 | 3963 | 0.0 |
| 460 | 72664 | 42.8 | 590 | 114565 | 1.1 | 720 | 8693 | 0.0 | 850 | 3144 | 0.0 | 980 | 3221 | 0.0 |
| 465 | 49806 | 32.5 | 595 | 111127 | 0.7 | 725 | 7522 | 0.0 | 855 | 2809 | 0.0 | 985 | 3794 | 0.0 |
| 470 | 32995 | 23.6 | 600 | 107253 | 0.5 | 730 | 6612 | 0.0 | 860 | 2621 | 0.0 | 990 | 3296 | 0.0 |
| 475 | 22184 | 16.9 | 605 | 101156 | 0.3 | 735 | 5947 | 0.0 | 865 | 2410 | 0.0 | 995 | 1779 | 0.0 |
| 480 | 18691 | 15.0 | 610 | 95370 | 0.2 | 740 | 5253 | 0.0 | 870 | 3143 | 0.0 | 1000 | 2977 | 0.0 |
| 485 | 18593 | 15.3 | 615 | 89556 | 0.1 | 745 | 5032 | 0.0 | 875 | 3421 | 0.0 | | | |

Summary

$R_f = 73.3$
 $R_g = 94.5$
 CIE $R_a = 71.0$
 $R_g = -28.7$

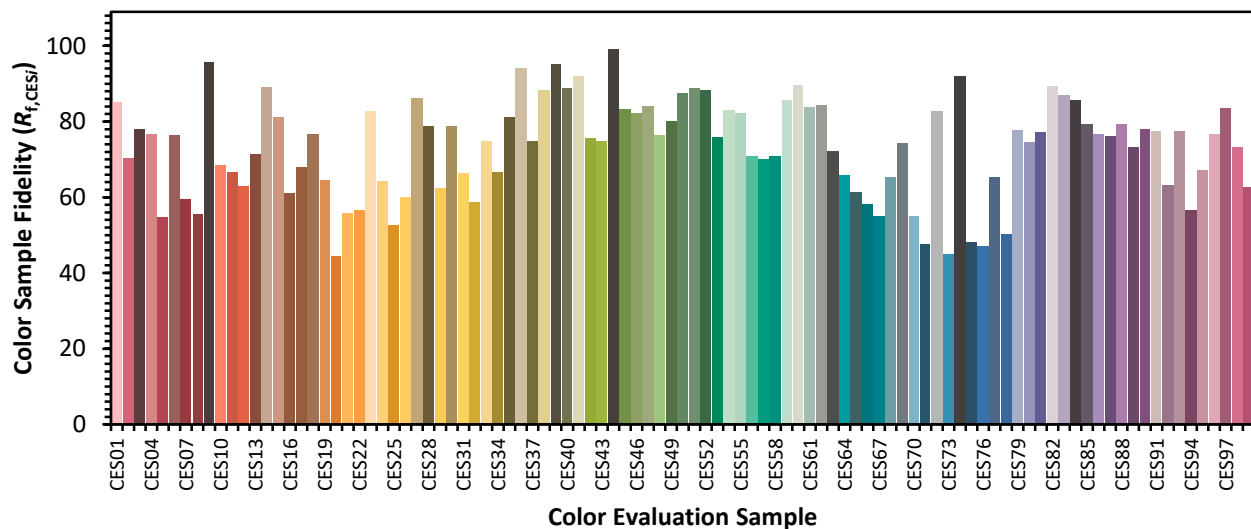


Color Vector Graphics

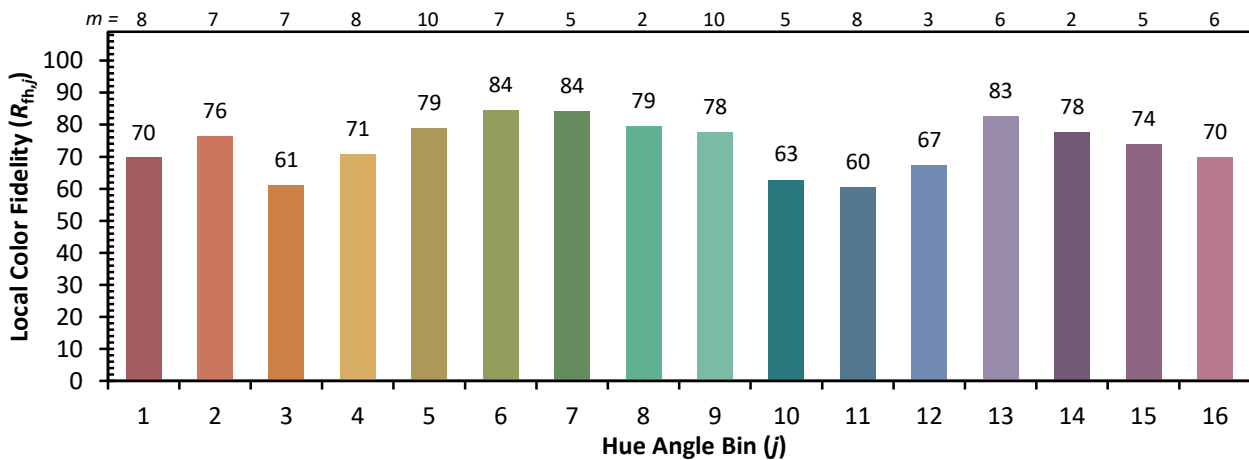
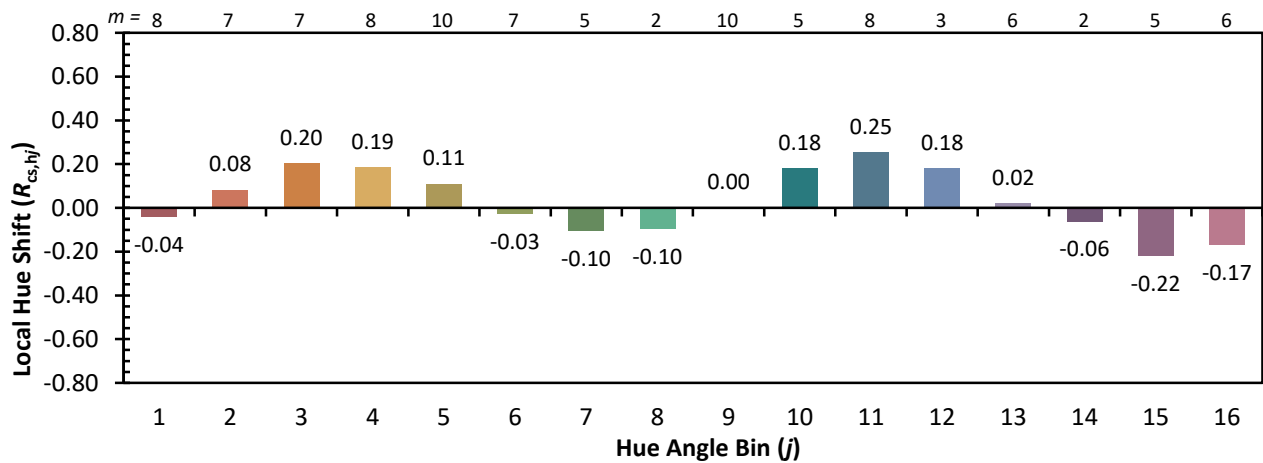
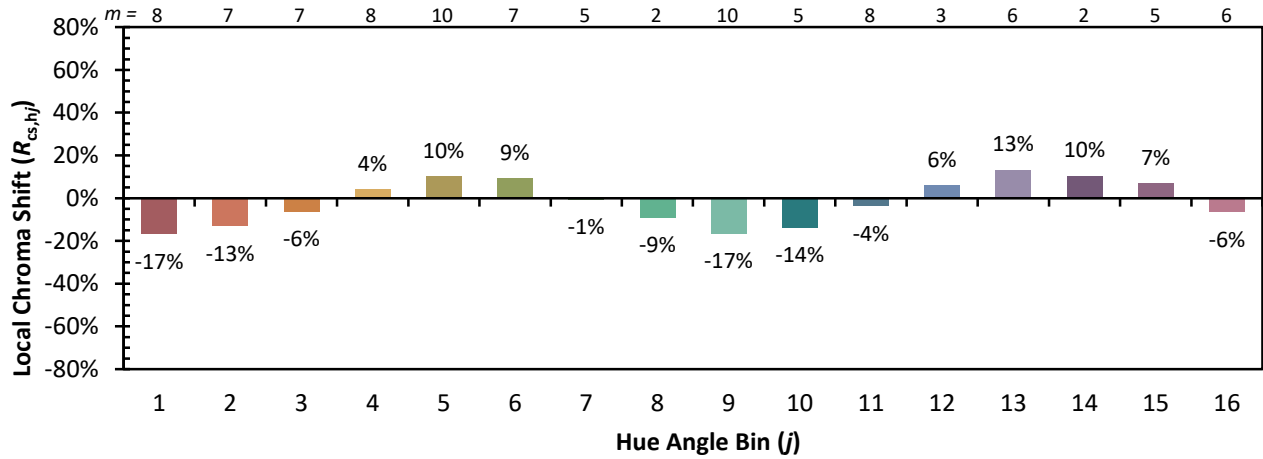


Individual Sample Fidelity Index ($R_{f,i}$)

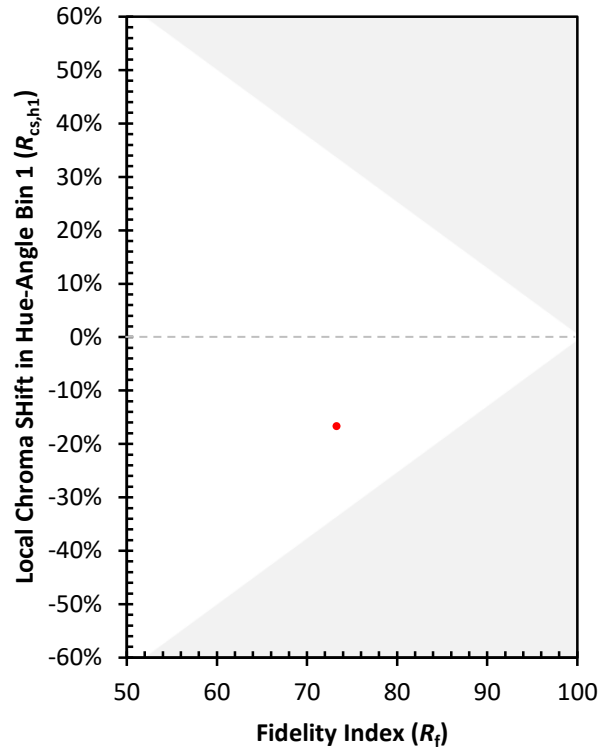
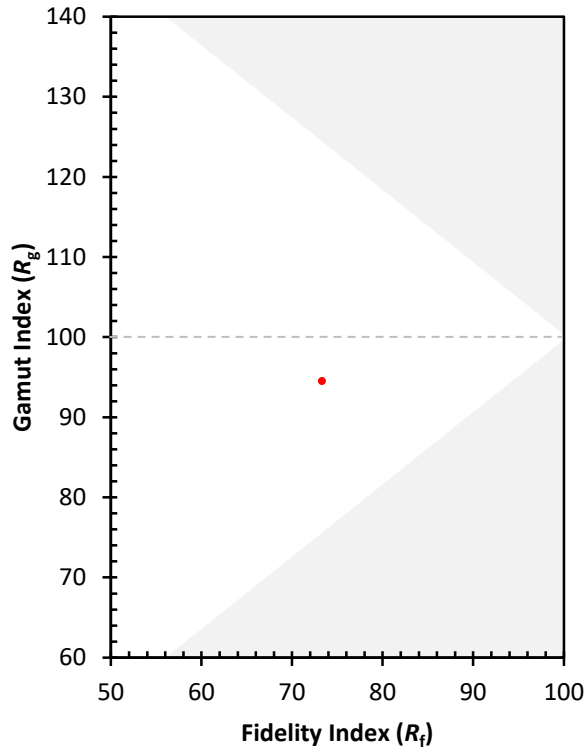
| | | | |
|------------|------------|------------|------------|
| CES01 = 85 | CES26 = 60 | CES51 = 89 | CES76 = 47 |
| CES02 = 59 | CES27 = 86 | CES52 = 88 | CES77 = 65 |
| CES03 = 30 | CES28 = 79 | CES53 = 76 | CES78 = 50 |
| CES04 = 69 | CES29 = 62 | CES54 = 83 | CES79 = 78 |
| CES05 = 46 | CES30 = 79 | CES55 = 82 | CES80 = 74 |
| CES06 = 50 | CES31 = 66 | CES56 = 71 | CES81 = 77 |
| CES07 = 39 | CES32 = 59 | CES57 = 70 | CES82 = 89 |
| CES08 = 38 | CES33 = 75 | CES58 = 71 | CES83 = 87 |
| CES09 = 29 | CES34 = 67 | CES59 = 86 | CES84 = 86 |
| CES10 = 72 | CES35 = 81 | CES60 = 90 | CES85 = 79 |
| CES11 = 56 | CES36 = 94 | CES61 = 84 | CES86 = 77 |
| CES12 = 61 | CES37 = 75 | CES62 = 84 | CES87 = 76 |
| CES13 = 41 | CES38 = 88 | CES63 = 72 | CES88 = 79 |
| CES14 = 74 | CES39 = 95 | CES64 = 66 | CES89 = 73 |
| CES15 = 70 | CES40 = 89 | CES65 = 61 | CES90 = 78 |
| CES16 = 46 | CES41 = 92 | CES66 = 58 | CES91 = 77 |
| CES17 = 49 | CES42 = 75 | CES67 = 55 | CES92 = 63 |
| CES18 = 55 | CES43 = 75 | CES68 = 65 | CES93 = 78 |
| CES19 = 71 | CES44 = 99 | CES69 = 74 | CES94 = 57 |
| CES20 = 64 | CES45 = 83 | CES70 = 55 | CES95 = 67 |
| CES21 = 85 | CES46 = 82 | CES71 = 48 | CES96 = 77 |
| CES22 = 77 | CES47 = 84 | CES72 = 83 | CES97 = 84 |
| CES23 = 91 | CES48 = 76 | CES73 = 45 | CES98 = 73 |
| CES24 = 90 | CES49 = 80 | CES74 = 92 | CES99 = 63 |
| CES25 = 71 | CES50 = 88 | CES75 = 48 | |



Color Rendition by Hue-Angle Bin



Measure Comparisons



(END OF REPORT)